

# ESTI 2011

Innovation and  
Education in  
Chest Radiology

June 23-25, 2011  
Heidelberg, Germany

Joint Meeting of ESTI and  
The Fleischner Society



## Final Programme

[www.ESTI2011.org](http://www.ESTI2011.org)



EUROPEAN SOCIETY OF THORACIC IMAGING

European Society of  
Thoracic Imaging

THE FLEISCHNER SOCIETY





# How can I achieve high-quality outcomes at the lowest possible dose?



Combined Applications to Reduce Exposure (CARE) help you to reduce radiation dose with excellent diagnostic and interventional outcomes.

[www.siemens.com/low-dose](http://www.siemens.com/low-dose)

Answers for life.



## Content

- Welcome . . . . . 4
- Congress Organisation . . . . . 6
- Programme Overview – Thursday, June 23 . . . . . 8
- Programme Overview – Friday June, 24 . . . . . 10
- Programme Overview – Saturday June, 25 . . . . . 12
- Faculty . . . . . 14
- Congress Venue . . . . . 15
- Arrival . . . . . 15
- Registration . . . . . 16
- Payment . . . . . 17
- Hotel Reservation . . . . . 17
- General Information . . . . . 18
- Contact . . . . . 18
- Social Event . . . . . 19
- List of Exhibitors . . . . . 20
- Floor Plans . . . . . 21
- Acknowledgement to Sponsors and Exhibitors . . . . . 22





## Dear Colleagues and Friends

This year's joint ESTI / Fleischner meeting is offering a variety of lectures and courses for basic and advanced training as well as exchange of scientific knowledge and innovative ideas.

This leading international congress in chest imaging 2011 is attracting different medical specialities beyond radiology as well as non-medical scientists and young academics.

The multidisciplinary faculty of international experts will stimulate the academic discourse:

- Multidisciplinary: radiology, imaging, respiratory medicine and oncology
- Airway disease: ESTI/Fleischner meet the European Respiratory Society (ERS).
- Hot topic session: Lung cancer screening
- Characterizing and quantifying COPD in large cohorts
- Reinvigoration of ties between chest radiologists within Europe
- Read-with-the-expert sessions
- Scientific presentations
- Dedicated training course in chest radiology in German ("Fit für den Facharzt") supported by the German Radiological Society (DRG)

This meeting in Heidelberg with its incomparable architectural heritage is the perfect environment for the "creative mind" and will serve as an excellent location for participants from all over the world. In 2011, the Heidelberg Ruprecht-Karls-University of excellence has become a major partner in the German Centre for Lung Research and is celebrating its 625th anniversary at the same time.

By chance, not only the elite of chest radiology will meet in Germany, as the ESTI / Fleischner meeting can also be regarded as an opener for the FIFA Women's World Cup 2011: Let's meet friends in the auditoria of Heidelberg as well as in the arena Germany.

It is our great pleasure to invite you to join us for this exciting meeting, and we are looking forward to welcoming you in Heidelberg



*Hans-Ulrich Kauczor*

Hans-Ulrich Kauczor  
President of ESTI



*Massimo Pistolesi*

Massimo Pistolesi  
President Fleischner Society

## Dear Colleagues

On behalf of the Medical Faculty it is my great pleasure to welcome you to the 19th annual meeting of the European Society of Thoracic Imaging together with the Fleischner Society. Professor Kauczor and his colleagues from the organizing committee can be gratulated for putting together a very interesting, interdisciplinary programme.

Imaging technologies play a pivotal role in various research foci of our faculty as for example The Heidelberg Translational Lung Research Center recently established with financial support from the federal government. In this context the integration of the "Thorax-Klinik" into the University Hospital constitutes a major achievement.

The Ruperto Carola is the oldest university in Germany and medicine was one of the four founding faculties in 1386. However, I have to confess that for centuries our faculty did not play a major role in Heidelberg. But then, during the 19th century, a revolution took place in natural sciences and medicine. Bunsen, Kirchhoff and Helmholtz, with the latter being Dean of the Medical Faculty for several years, were the scientific triumvirate of those days. In the course of the significant expansion of biomedicine in the late 20th century, almost all natural sciences as well as the Medical Faculty and the University Hospitals are nowadays located together on the campus "Im Neuenheimer Feld". We undoubtedly benefit from a very close and fruitful cooperation with non-university institutions on campus such as the Max Planck Institute of Medical Research, The European Molecular Biology Laboratory and in particular the German Cancer Research Center.

Apart from its romantic places such as the Castle, the Old Bridge and the Neckar Valley, which you can enjoy during the dinner ship cruise on Friday, Heidelberg is mainly influenced by the university with its 12 faculties and almost 4000 scientists. Among the 140 000 inhabitants of Heidelberg are 28 000 students, including 5000 medical students. We are happy that almost 20% of them are foreigners, who significantly contribute to our academic and social life. The motto: *semper apertus*- open for new challenges- has reflected the basic ambition of our university for 625 years.

I wish all of you scientifically productive and rewarding sessions, but also hours of relaxation together with colleagues and friends- in any case memorable days in lovely old, but most vivid Heidelberg.



Claus R. Bartram  
Dean Medical Faculty, University of Heidelberg

## Congress Organisation



### ESTI and Meeting President:

- Hans-Ulrich Kauczor

### Fleischner Society President:

- Massimo Pistolesi

### Local Organising Committee

- Hans-Ulrich Kauczor
- Felix Herth
- Stefan Diederich
- Michael Thomas
- Claus Peter Heußel
- Roland Buhl
- Sebastian Ley
- Claus Vogelmeier

### Organising Committee

- Hans-Ulrich Kauczor (ESTI) (Chair)
- Massimo Pistolesi (Fleischner) (Co-Chair)
- Katharina Marten (ESTI)
- Martine Remy-Jardin (ESTI)
- Johny Verschakelen (ESTI)
- Takeshi Johkoh (Fleischner)

# The next generation has arrived.

CONFORMABILITY WITHOUT COMPROMISE.



Optimal 360° aortic wall apposition in angulated arch anatomy without bare springs or barbs

Compression resistant

The only thoracic endograft engineered to perform in 6 – 33% oversizing conditions

Broad 16 – 42 mm aortic diameter treatment range

Off-the-shelf tapered designs

[www.conformabletag.com](http://www.conformabletag.com)



W. L. Gore & Associates, Inc. • Flagstaff, AZ 86004 • [goremedical.com](http://goremedical.com)

Products listed may not be available in all markets.  
GORE®, PERFORMANCE BY DESIGN, TAG®, and designs are trademarks of W. L. Gore & Associates.  
©2010 W. L. Gore & Associates, Inc. AP0089-EN1 JANUARY 2010



## PROGRAMME OVERVIEW – Thursday, June 23

	Kopflinik Main Lecture Hall	Medizinische Klinik Main Lecture Hall	Medizinische Klinik Workshop Room 1
08:30-10:45	<b>Characterizing and quantifying COPD in large cohorts</b> Organisation and Moderation: J. Crapo, US 08:30-08:45 Italung and MILD - N. Sverzellati, IT 08:45-09:05 Danish lung cancer screening trial - A. Dirksen and S. Shaker, DK 09:05-09:20 Copacetic - P. Zanen, NL 09:20-09:35 EVA - D. Parr, UK 09:35-09:50 Cosyconet - C. Vogelmeier, DE 09:50-10:05 COPDGene - J. Crapo, US 10:05-10:45 Discussion - L. P. Grenier and G. Edula, FR/SE	<b>CME Course „FIT FÜR DEN FACHARZT“</b> 08:30-08:45 Begrüßung - S. Diederich / C.-P. Heussel, DE 08:45-09:15 Anatomie und Untersuchungstechnik - C. Müller-Leisse, DE 09:15-09:45 Stellenwert der Projektionsradiographie - M. Das, NL 09:45-10:15 Noduläre Muster - C. Schaefer-Prokop, NL 10:15-10:45 Retikuläre und lineare Muster - K. Marten-Engelke, DE	
08:30-10:45			
10:45-11:15	<b>Coffee Break / Visit of the Exhibition Area and Posters</b>		
11:15-12:30	<b>Opening</b> - H.- U. Kauczor, DE; M. Pistolesi, IT <b>Diffuse Lung Disease</b> Moderator: T. Franks, US, T. Franquet, ES 11:15-11:40 Pathways to lung fibrosis - J. Galvin, US 11:40-12:05 HRCT: definitive and collaborative diagnoses - D. Hansell, UK 12:05-12:30 Idiopathic interstitial pneumonia: new guidelines and management - T. King, US		
12:30-13:00	<b>Visit of the Exhibition Area and Posters</b>		
13:00-14:00	Lunch Symposium sponsored by Siemens AG <b>Thoracic imaging with CT and advanced visualization –            from scan to diagnosis</b>	Lunch Symposium sponsored by Philips Healthcare	
14:00-14:15	<b>Visit of the Exhibition Area and Posters</b>		
14:15-15:45	<b>Scientific Presentations –            Functional imaging and therapy guidance in oncology</b> Moderator: Y. Ohno, JP, N. Karabulut, TR	14:15-14:45 Milchglas und Airspace DDx - S. Diederich, DE	14:15 <b>MRI in CF</b> Organisation: M. Puderbach, DE
14:15-15:45		14:45-15:15 Buchstabensuppe - C.-P. Heussel, DE	
14:15-15:45		15:15-15:45 Pneumokoniosen - K. G. Hering, DE	
15:45-16:00	<b>Coffee Break / Visit of the Exhibition Area and Posters</b>		
16:00-18:00	<b>Scientific Presentations –            Parenchymal and vascular applications</b> Moderator: J. Dodd, IE	16:00-16:30 Radiologische Blickdiagnosen - B. Rehbock, DE	16:00 <b>MRI in CF</b> Organisation: M. Puderbach, DE
16:00-16:45		16:30-16:45 Auflösung der Quizfälle - S. Diederich, DE	
16:00-18:00			
17:00-18:00		17:00 <b>ESTI General Assembly</b>	
18:00-20:00	<b>Welcome Reception – Exhibition Area</b>		



## PROGRAMME OVERVIEW – Friday June, 24

	<b>Kopflinik Main Lecture Hall</b>	<b>Medizinische Klinik Main Lecture Hall</b>	<b>Medizinische Klinik Workshop Room 1</b>	<b>Medizinische Klinik Workshop Room 2</b>
08:00-09:15	<b>Acute Lung Injury</b> Moderator: C. Roussos, K. Markstaller, AT 08:00-08:25 Ventilator associated Lung Injury - K. Markstaller, AT 08:25-08:50 Genetic and infectious risk factors - D. Christiani, US 08:50-09:15 Imaging in Pandemic Influenza - T. Franquet, ES	<b>Cardiopulmonary Interaction: Structure and Function</b> Moderator: M. Pistolesi, IT 08:00-08:15 COPD and pulmonary hypertension - A. Bankier, US 08:15-08:40 Chronic thromboembolic and primary pulmonary hypertension - K.-F. Kreitner, DE 08:40-08:55 Interstitial lung disease and pulmonary hypertension S. Padley, UK 08:55-09:15 Pulmonary hypertension clinical aspects - M. Pistolesi, IT		
09:15-09:30	<b>Visit of the Exhibition Area and Posters</b>		<b>Visit of the Exhibition Area and Posters</b>	
09:30-10:45	<b>Chest Radiography: The Basics</b> Moderator: H. MacMahon, US 09:30-09:55 Side-by-side comparison of CXR and MDCT - E. Coche, BE 09:55-10:20 Innovations in CXR - H. MacMahon, US 10:20-10:45 Remaining role of CXR in the era of new technologies J. Verschakelen, BE	<b>New Horizons in Chest Imaging</b> Moderator: D. Naidich, US 09:30-09:45 Optical Molecular Imaging in the Lung - C. Haslett, UK 09:45-10:05 Integration of Imaging and Biomarkers for Cancer Diagnostics - E. Patz, US 10:05-10:25 Multi-energy CT Martine - R.-J., FR 10:25-10:45 The lung in diffusion-weighted and whole-body MRI K.-S. Lee, KR		
10:45-11:15	<b>Coffee Break / Visit of the Exhibition Area and Posters</b>		<b>Coffee Break / Visit of the Exhibition Area and Posters</b>	
11:15-12:30	<b>Lung Cancer Staging</b> Moderator: W. de Wever, BE 11:15-11:35 Radiotherapy planning - J. Biederer, DE 11:35-11:55 The new TNM-System - L. Bonomo, IT 11:55-12:10 Role of PET/CT in staging lung cancer - W. de Wever, BE 12:10-12:30 Therapy response imaging - T. McLoud, US			
12:30-13:00	<b>Visit of the Exhibition Area and Posters</b>		<b>Visit of the Exhibition Area and Posters</b>	
13:00-14:00	Lunch Symposium sponsored by Bracco <b>How to make your CT exam safer and more effective</b>	Lunch Symposium sponsored by GE Healthcare <b>Towards an Optimised Patient Care in Thoracic Imaging</b>		
14:00-14:15	<b>Visit of the Exhibition Area and Posters</b>		<b>Visit of the Exhibition Area and Posters</b>	
14:15-15:00	<b>Image-Guided Interventions</b> Moderator: F. Herth, DE 14:15-14:35 Pleural intervention - F. Gleeson, UK 14:35-14:55 Chemoembolisation in the chest - K. Malagari, GR 14:55-15:20 Interventional bronchoscopy in COPD - A. Mehta, UAE 15:20-15:45 Radiofrequency ablation in the chest - J. Wildberger, NL	14:15 Hands-on Workshop sponsored by VIDA Diagnostics Apollo Software - <b>Comprehensive Pulmonary Quantitative Imaging</b>	14:15 <b>Read with the expert</b> Pneumonia (in German language) C.-P. Heussel, DE	14:15 <b>Read with the expert</b> Interstitial Lung Disease S. Desai, UK
15:00-15:45			15:00 <b>Read with the expert</b> Pneumonia C.-P. Heussel, DE	15:00 <b>Read with the expert</b> Interstitial Lung Disease S. Desai, UK
15:45-16:15	<b>Poster Award</b>		<b>Coffee Break / Visit of the Exhibition Area / Poster Visit</b>	
16:15-17:00	<b>ESTI/Fleischner meet SIRM: Sezione Radiologica Toracica</b> Moderator: D. Hahn, DE 16:15-16:45 COPD phenotyping - N. Sverzellati, IT 16:45-17:15 The role of MRI in interstitial lung disease - F. Molinari, IT 17:15-17:45 Pulmonary nodules - A. Larici, IT	<b>Kopflinik Workshop Room 268/269</b>	16:15 <b>Read with the expert</b> Airway Disease P.-Y. Brillet, FR	16:15 <b>Read with the expert</b> Advanced Differential Diagnosis (in German language) C. Schaefer-Prokop, NL
16:15-17:45		16:15 Hands-on Workshop sponsored by GE Healthcare	17:00 <b>Read with the expert</b> Airway Disease (in German language) Ley-Zaporozhan, DE	17:00 <b>Read with the expert</b> Advanced Differential Diagnosis N. Howarth, CH
17:00-17:45				
19:00	<b>Dinner Ship Cruise</b>		<b>Dinner Ship Cruise</b>	



## PROGRAMME OVERVIEW – Saturday June, 25

	Kopflinik Main Lecture Hall	Medizinische Klinik Main Lecture Hall	Medizinische Klinik Workshop Room 1	Medizinische Klinik Workshop Room 2
08:00-09:15	<b>ESTI/Fleischner meet ERS: Asthma and CF</b> Moderator: G. Ferretti, IT 08:00-08:15 Is there a role for imaging in asthma? - P.-Y. Brillet, FR 08:15-08:30 CF and asthma - perspectives of a pediatric chest radiologist - A. Brody, US 08:30-08:50 Monitoring of CF lung disease from infancy into adulthood - H. Tiddens, NL 08:50-09:10 Update on diagnosis and treatment of asthma - R. Buhl, DE	<b>Computer-Assisted Detection and Diagnosis (CAD)</b> Moderator: E. Hoffmann, US 08:00-08:25 Pulmonary embolism - C. Engelke, DE 08:25-08:50 Parenchyma: emphysema, airways, air trapping - J. Ley-Zaporozhan, DE 08:50-09:15 Pulmonary nodules - D. Naidich, US		
09:15-09:30	<b>Visit of the Exhibition Area and Posters</b>		<b>Visit of the Exhibition Area and Posters</b>	
09:30-10:45	<b>Comprehensive Cardiopulmonary Imaging</b> Moderator: J. Bremerich, CH 09:30-09:55 Acute Chest Pain - F. Laurent, FR 09:55-10:20 Is there a role for MRI? - S. Ley, DE 10:20-10:45 Novel CT techniques - G. Rubin, US	<b>Pulmonary Infections</b> Moderator: B. Ghaye, BE 09:30-09:55 Pneumonia in the immunocompromised host C.-P. Heussel, DE 09:55-10:20 Tuberculosis - manifestations in the chest: an update - J.-G. Im, KR 10:20-10:45 Community-acquired pneumonia C. Schaefer-Prokop, NL		
10:45-11:15	<b>Coffee Break / Visit of the Exhibition Area and Posters</b>		<b>Coffee Break / Visit of the Exhibition Area and Posters</b>	
11:15-12:30	<b>Airway Disease: COPD</b> Moderator: H.-U. Kauczor, DE, L. Bonomo, IT 11:15-11:45 <b>Honorary Lecture:</b> Imaging of the Airways: visualization of inflammation P. Grenier, FR 11:45-12:05 Clinical and Genetics Aspects of COPD - J. Crapo, US 12:05-12:25 Pathology: is there fibrosis in COPD? - T. Colby, US			
12:30-13:00	<b>Visit of the Exhibition Area and Posters</b>		<b>Visit of the Exhibition Area and Posters</b>	
13:00-14:00	Lunch Symposium sponsored by Toshiba Medical Systems			
14:00-14:15	<b>Visit of the Exhibition Area and Posters</b>		<b>Visit of the Exhibition Area and Posters</b>	
14:15-15:00	<b>Hot Topic: Lung Cancer Screening</b> Moderator: T. McLoud, US Speakers: C. Gatsonis, US M. Prokop, NL B. Van Ginneken, NL		14:15 <b>Read with the expert</b> Pneumonia C.-P. Heussel, DE	14:15 <b>Read with the expert</b> Interstitial Lung Disease (in German language) K. Marten-Engelke, DE
14:15-15:45			15:00 <b>Read with the expert</b> Airway Disease P.-Y. Brillet, FR	15:00 <b>Read with the expert</b> Advanced Differential Diagnosis N. Howarth, CH
15:00-15:45				
15:45-16:00	<b>Visit of the Exhibition Area and Posters</b>		<b>Visit of the Exhibition Area and Posters</b>	
16:00-17:30	<b>Film Panel</b> Organisation and Moderation: G. Rubin, US, K. Marten-Engelke, DE Panelists: Fleischner: D. Naidich, US, A. Bankier, US, C. Schaefer-Prokop, NL ESTI: J. Biederer, DE, P.-Y. Brillet, FR, A. Larici, IT <b>Adjourn</b>			



## Faculty

### Speaker

<b>Bankier Alexander</b>	Boston / US
<b>Biederer Jürgen</b>	Kiel / DE
<b>Bonomo Lorenzo</b>	Rome / IT
<b>Brillet Pierre-Yves</b>	Paris / FR
<b>Brody Alan</b>	Cincinnati / US
<b>Buhl Roland</b>	Mainz / DE
<b>Christiani David</b>	Boston / US
<b>Coche Emmanuel</b>	Brussels / BE
<b>Colby Thomas V.</b>	Scottsdale / US
<b>Crapo Jim</b>	Denver / US
<b>Das Marco</b>	Maastrich / NL
<b>de Wever Walter</b>	Leuven / BE
<b>Desai Sujal</b>	London / UK
<b>Diederich Stefan</b>	Düsseldorf / DE
<b>Dirksen Asger</b>	Copenhagen / DK
<b>Engelke Christof</b>	Goettingen / DE
<b>Franquet Tomas</b>	Barcelona / ES
<b>Galvin Jeff</b>	Washington / US
<b>Gatsonis Constantine</b>	Boston / US
<b>Gleeson Fergus</b>	Oxford / UK
<b>Grenier Philippe</b>	Paris / FR
<b>Hansell David</b>	London / UK
<b>Haslett Christopher</b>	Edinburgh / UK
<b>Hering Kurt G.</b>	Dortmund / DE
<b>Heussel Claus-Peter</b>	Heidelberg / DE
<b>Howarth Nigel</b>	Chene-Bougeries / CH
<b>Im Jung-Gi</b>	Seoul / KR
<b>King Talmadge</b>	San Francisco / US
<b>Kreitner Karl-Friedrich</b>	Mainz / DE
<b>Larici Annarita</b>	Rome / IT
<b>Laurent Francois</b>	Bordeaux / FR

### City / Country

### Speaker

<b>Lee Kyung-Sook</b>	Seoul / KR
<b>Ley Sebastian</b>	Heidelberg / DE
<b>Ley-Zaporozhan Julia</b>	Heidelberg / DE
<b>MacMahon Heber</b>	Chicago / US
<b>Malagari Katerina</b>	Athens / GR
<b>Markstaller Klaus</b>	Wien / AT
<b>Marten-Engelke Katharina</b>	Göttingen / DE
<b>McLoud Theresa</b>	Boston / US
<b>Mehta Atul</b>	Abu Dhabi / UAE
<b>Molinari Francesco</b>	Rome / IT
<b>Müller-Leisse Christoph</b>	Mönchengladbach / DE
<b>Naidich David</b>	New York / US
<b>Padley Simon</b>	London / UK
<b>Parr David</b>	Coventry / UK
<b>Patz Edward</b>	Durham / US
<b>Pistolesi Massimo</b>	Florence / IT
<b>Prokop Matthias</b>	Nijmegen / NL
<b>Puderbach Michael</b>	Heidelberg / DE
<b>Rehbock Beate</b>	Berlin / DE
<b>Remy-Jardin Martine</b>	Lille / FR
<b>Rubin Geoff</b>	Durham / US
<b>Schaefer-Prokop Cornelia</b>	Amersfoot / NL
<b>Shaker Saher</b>	Copenhagen / DK
<b>Sverzellati Nicolas</b>	Parma / IT
<b>Tiddens Harm</b>	Rotterdam / NL
<b>van Beek Edwin</b>	Edinburgh / UK
<b>van Ginneken, Bram</b>	Nijmegen / NL
<b>Verschakelen Johny</b>	Leuven / BE
<b>Vogelmeier Claus</b>	Marburg / DE
<b>Wildberger Joachim</b>	Maastricht / NL
<b>Zanen Pieter</b>	Utrecht / NL

### City / Country

## Congress Venue



Kopflinik Heidelberg  
Im Neuenheimer Feld 400  
69120 Heidelberg – Germany

Heidelberg is centrally located in Germany and Europe and easy to reach by plane, train, car or bus. Especially the proximity to Frankfurt airport, less than 60 minutes, is a great advantage.

## Arrival

### By plane

Frankfurt Airport (about 80 km, 50 minutes)  
Transfers:  
Lufthansa Airport Bus: Departures directly from Terminal 1 in front of the arrival hall B, arrival at Crowne Plaze Hotel in the center of Heidelberg. Pre-booking is recommended, check [www.lufthansa-airportbus.de](http://www.lufthansa-airportbus.de). Price approximately 22 €.

Shuttle Bus service: departures from meeting points in Terminal 1 or 2. Takes you directly to your hotel or congress venue. Pre-booking required, check [www.tls-heidelberg.de](http://www.tls-heidelberg.de). Price approximately 35 €.

Train (German Railway): departure from the Fernbahnhof (long-distance train station) opposite Terminal 1 to Mannheim, change trains in Mannheim and go to Heidelberg Hauptbahnhof (main station). Check [www.bahn.de](http://www.bahn.de). Price approximately 24.50 €.

Stuttgart Airport (about 120 km, 90 minutes)  
Transfer:

Train (German Railway): With the S-Bahn directly to Stuttgart Hauptbahnhof, which is part of the ICE, EC and IC network and connects to Heidelberg.



Medizinische Klinik Heidelberg  
Im Neuenheimer Feld 410  
69120 Heidelberg – Germany

### By train

Heidelberg is connected directly to the ICE- and IC/EC-Network of German Railways (DB). Arrival is at Heidelberg Hauptbahnhof (main station). For connections see [www.bahn.de](http://www.bahn.de)

From Heidelberg Hauptbahnhof it is approximately 10 minutes by car to the Congress venue on the Heidelberg University Campus. You can take a taxi or bus to the „Kopflinik“: Bus no. 32 towards „Neuenheimer Feld/Kopf-klinik“ get off at the stop „Kopflinik“.

### By car

The A5/A6 autobahns, with their interconnected exits and feeder highways, serve much of the greater Rhine-Neckar region. The A5/A656 autobahns have exits leading directly to Heidelberg.



## Registration

Registration can be made online via the congress website:

[www.esti2011.org](http://www.esti2011.org) until June 19, 2011

	Late & onsite registration after May 9, 2011**
	€
<b>JUNIOR</b> (younger 35 years)	
Member ESTI or DRG	200
non-member	300
<b>SENIOR</b>	
Member ESTI or Fleischner	300
non-member	450
<b>STUDENTS, TECHNICIANS</b>	150
<b>ONE-DAY REGISTRATION</b>	300
<b>ACCOMPANYING PERSON</b>	150
<b>ONLY PRE CONGRESS COURSE</b>	150
	<b>Social Event*</b>
Dinner Ship Cruise (buffet included, beverage on your own expense)	60

\* Mentioned price includes German VAT

\*\*Mentioned prices are tax free according § 4, Nr. 22a German UStG in the name of the European Society of Thoracic Imaging, Vienna

### Delegates' registration fee includes

- Access to the scientific sessions and lunch symposia
- Access to Exhibition Area
- Certificate of Attendance
- Welcome Reception
- Link to E-Poster viewing; valid until June 2013

### Accompanying persons' fee includes:

- Welcome Reception
- Access to Exhibition Area

### Group registration

For a group registration of more than 10 people, please contact directly [esti2011@interplan.de](mailto:esti2011@interplan.de)

## Payment

Payments are required to be made in EURO (€) by bank transfer or credit card (VISA, Eurocard or AMEX).

Payment by bank transfer must be made to the following account:

Account holder:	INTERPLAN AG
Bank name:	Hypovereinsbank München
Account number:	654 028 4588
Bank code:	700 202 70
IBAN:	DE87 7002 0270 6540 2845 88
SWIFT (BIC):	HYVEDEMMXXX

Please indicate the following reference: "ESTI 2011" and your name.

Banking fees must be paid by the registrant.

Please kindly note that payment by bank transfer can only be accepted until June 8, 2011.

After this date only direct payment by credit card or payment on-site will be accepted.

Payments by credit card will be charged directly with your online registration.

Please note that for payment by credit card a Pincode will be required. This code will be provided by your bank.

## Hotel Reservation

INTERPLAN has made reservations for the participants with special rates and conditions in several hotels. All hotels are located near the congress venue or in the city centre and are well connected with the congress venue. To benefit from these rates we kindly ask you to contact the following hotels. Please mention the key word "ESTI 2011".

Hotel	Tel.no.	Fax.no.	Address	Price*
Heidelberg Marriott Hotel	0049 (0) 6221-908650	0049 (0) 6221-908698	Vangerowstraße 16, 69115 Heidelberg	SR 140 € DR 160 €
Crowne Plaza Heidelberg	0049 (0) 6221-917190	0049 (0) 6221-21007	Kurfürstenanlage 1, 69115 Heidelberg	SR 129 € DR 149 €
Please use the keyword "ESTI 2011"				

\*Prices are mentioned in € and incl. breakfast and German VAT.

Further small hotels and guesthouses are published on our website at: [www.esti2011.org](http://www.esti2011.org)



## General Information

### E-Posters

Scientific contributions will be published in electronic poster format. Computer terminals are available in Room 220 – Medizinische Klinik

### Certification

Certification is requested at the European Accreditation Council for Continuing Medical Education (EACCME)

### Opening hours – Registration Desk

Thursday, June 23	07:00 – 18:00
Friday, June 24	07:30 – 18:00
Saturday, June 25	07:30 – 17:30

### Cancellation Policy

In case of cancellation until May 23, 2011 the registration fee less EUR 50,- will be retained.

There will be no refunds after the May 23, 2011 deadline.

Name changes are possible.

Cancellation and changes in registrations must be sent to INTERPLAN in writing – [esti2011@interplan.de](mailto:esti2011@interplan.de).

Registration fee will be payable even in the case of non-attendance.

## Contact

### Scientific Secretary

Johanna Mayer, [johanna.mayer@med.uni-heidelberg.de](mailto:johanna.mayer@med.uni-heidelberg.de)

Bertram Jobst, [Bertram.jobst@med.uni-heidelberg.de](mailto:Bertram.jobst@med.uni-heidelberg.de)

Maria Gaetana Tarallo, [maria.tarallo@med.uni-heidelberg.de](mailto:maria.tarallo@med.uni-heidelberg.de)

### Organisation, Registration and Hotelbooking Industrial Exhibition and Sponsoring

INTERPLAN Congress, Meeting & Event Management AG

Eva Burk

Landsberger Straße 155, D-80687 Munich

Tel.: +49(89) 54 82 34-73, Fax: +49(89) 54 82 34-42

Email: [esti2011@interplan.de](mailto:esti2011@interplan.de), Web: [www.esti2011.de](http://www.esti2011.de)

## Social Event

### Dinner Ship Cruise

Friday, June 24, 2011

Departure: 19:00

Arrival: 22:00

Pier: “Stadthalle”



The Neckar River is 367 km long, mainly flowing through the south-western state of Baden-Württemberg. Rising in the Black Forest at a height of 706 m above sea level, it passes Heidelberg, before discharging into the Rhine at Mannheim (at 95 m above sea level). The Neckar is the 4th largest tributary of the Rhine and the 10th largest river in Germany. Enjoy the city from the waterside and enter the MS “Alt Heidelberg” for a three hours trip including a local buffet dinner. You will experience the beautiful city of Heidelberg and the town’s landmark – the Heidelberg Castle – from a new point of view as well as the “Four Castle View” Neckarsteinach.

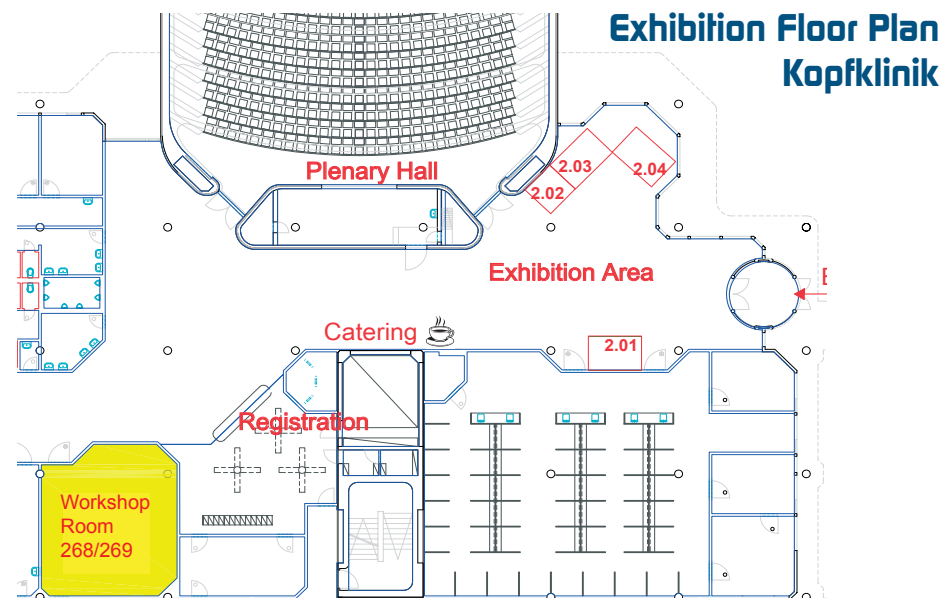
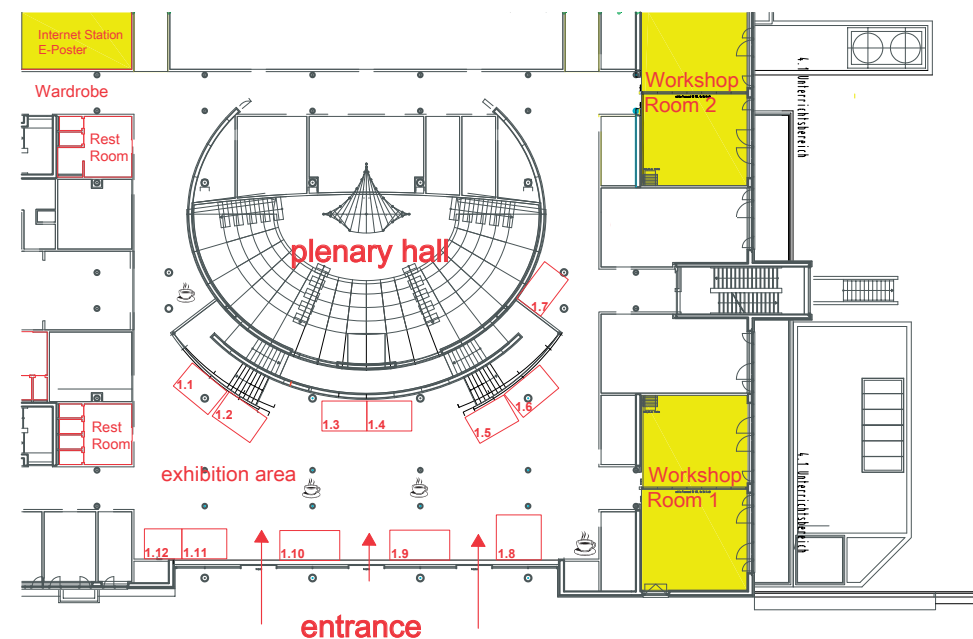




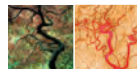
## List of Exhibitors

Company	Stand number	Hall
AstraZeneca GmbH	1.6	Medizinische Klinik
Bayer HealthCare	2.01	Kopf klinik
b.e. imaging.gmbh	1.5	Medizinische Klinik
Bracco	1.8	Medizinische Klini
Covidien Deutschland GmbH	1.4	Medizinische Klinik
GE Healthcare EMEA	1.3	Medizinische Klinik
Guerbet GmbH	1.	Medizinische Klinik
Infinitt Europe GmbH	1.2	Medizinische Klinik
INTRASENSE - Postprocessing workstation	2.03	Kopf klinik
KONICA MINOLTA Medical & Graphic Imaging Europe GmbH	1.1	Medizinische Klinik
MEDIAN Technologies	2.02	Kopf klinik
MEDTRON AG	1.11	Medizinische Klinik
MeVis Medical Solutions AG	2.04	Kopf klinik
Shimadzu Europa GmbH	1.10	Medizinische Klinik
Springer-Verlag GmbH	1.7	Medizinische Klinik
TeraRecon	1.12	Medizinische Klinik

## Exhibition Floor Plan Medizinische Klinik







# Innovative Contrast Agents for Medical Imaging



[www.guerbet.de](http://www.guerbet.de)

**Guerbet** |   
Contrast for Life